



Pressure Switches

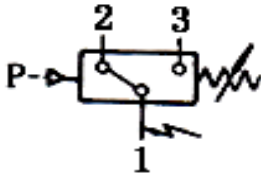
Model: YPK-10

The Sensor is diaphragm type. High pressure, long life, compact and small. The leakage issue of piston switch is solved because the switches use a special sensor structure.

The switch is line with Q/YXBM846-2002 Standard.



上海远仪控制器厂有限公司
Tel: (021)56325599 56983311 69927271
Fax: 69927273 <http://www.shyuanyi.com>



Switching Function:

Microswitch SPDT

Terminals 1-3: Contacts close on rising pressure

Terminals 1-2: Contacts open on rising pressure

Main Technical Performance

- Ambient temperature: -25°C~+80°C
- Protection Class: IP65
- Electrical rating: AC 220V 3A 500W (Resistance)
- Repeatability: ≤2%
- Fluid temperature: 0~80°C
- Vibrations: max 40m/s²
- Usage life: 1×10⁵
- Weight: 0.23kg

Characteristic date

- Switching pressure difference no adjustable

Adjustable Range MPa	Switching pressure difference (MPa)	Max. Working Pressure (MPa)	Pressure sensor materials
0.035...0.17	0.015...0.03	3.5	20steel NBR or 1Cr18Ni9Ti viton
0.1...0.5	0.035...0.07	60	
0.35...1	0.07...0.14	60	
1...4.5	0.27...0.4	60	
3.5...12	0.8...1.4	60	
7...24	1.9...3	60	
17...42	3.6...5	60	

Setting of the switching points



Use Range spindle to set the upper or lower switching point on design with fixed switching pressure difference. The opposite one is determined by the fixed switching pressure difference.

On designs with adjustable switching pressure difference . Use Range spindle to set the lower switching point, then use Differential spindle to set the upper switching point by adding the desired switching pressure difference.

Turning the range spindle anticlockwise shifts both switching points upwards. Turning the differential spindle anticlockwise shifts only the upper switching point upwards, i.e. the switching pressure difference (distance between the upper and lower switching points) increases.

Example :

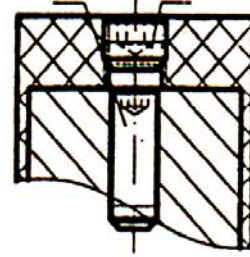
Desired : Lower switching point 15Mpa

Upper switching point 16.9~18MPa

(Switching pressure difference=1.9...3Mpa)

To set precise switching points a pressure gauge is required.(The pressure switch is a switching and regulating device and not a measuring instrument even if has a scale to assist in the setting.). Switches can be adjusted even during operation. Range- and differential spindle are provided with a releasable detent; switch can also be lead sealed.

设定螺钉 盖螺钉

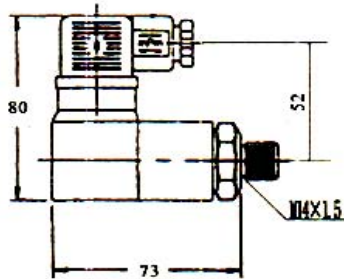


Dimensional drawing Units: mm

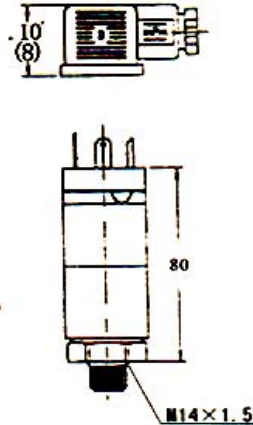
外形及安装尺寸

单位: mm

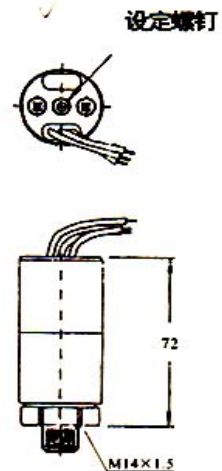
A型



B型



C型





Switch selection and mounting instructions

The switching points should normally be in about the middle of the adjustable range.

Observe switching pressure during normal operation .

Do not exceed electrical ratings.

Electrical connection by a M18x1.5 cable gland, in accordance with local regulations. For outdoor installation sufficient protection has to be provided for Critical conditions are :Aggressiveness of air, high or low temperatures, drastic changes in temperature, solar radiation, penetration of water. For liquid media with pressure peaks and /or pulsating pressure, install surge damper upstream to eliminate scattering of switching points and excessive wear. If working fluid is steam, install condenser coil upstream.

Avoid twisting of pressure sensor, hold it tight when connecting the switch.